

Name :

Week of big C

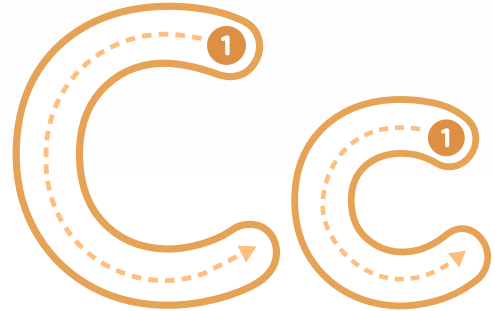


543 Academy
ไร้ใหม่-ไร้เก่า

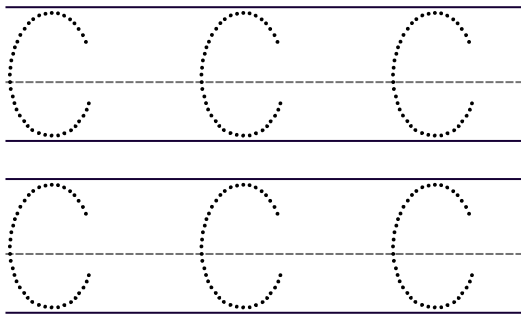
C is for Cat




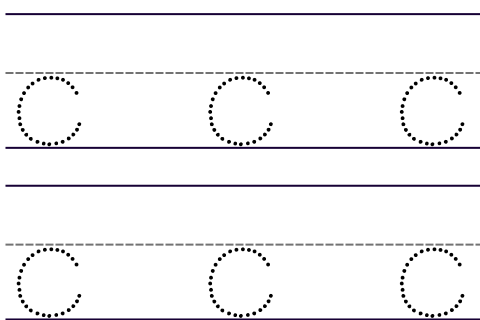
How to trace the letter C & c



Trace the uppercase letter.



Trace the lowercase letter.



จุดประสงค์ : รู้จัก ตัวอักษร C และ c

คำศัพท์หลัก :

big C, small C, C for Cat, orange cat

เทคนิค : จำกัดเวลากิจกรรมที่สนุกมาก ๆ เช่นการ์ตูน ให้เด็กรับรู้เข้าใจ เช่น วันหยุด ดูการ์ตูน ได้ครั้งละ 20-30 นาที ได้แค่ 2 ครั้งเท่านั้นนะ

Name :

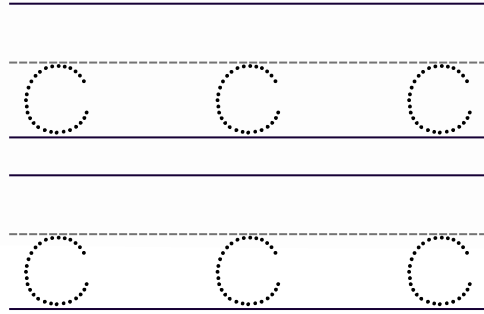
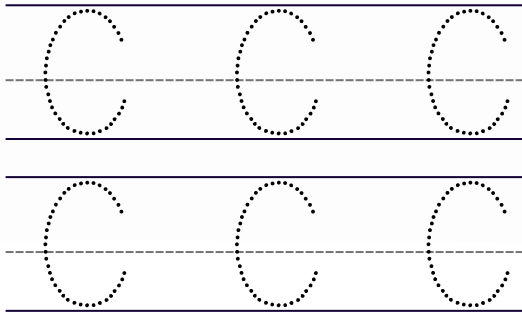
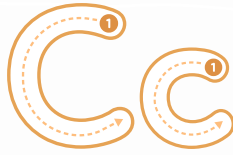
Week of big C




543 Academy
ไร้ใหม่-ไร้เก่า



Trace the letter.



Color the cake with letter C.



จุดประสงค์ : ให้ความสนใจกับอักษร C และฝึกตัดลายมือ

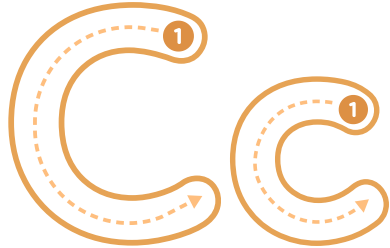

คำศัพท์หลัก : C for cat, C for cake, Big C, Small c

เทคนิค : สะสมศัพท์วันละ 1 คำ สัปดาห์ละ 5 คำ


จะได้ศัพท์ปีละ 300 คำ



NAME :




c is for




cat

c is for



car

c is for




cow

c is for



can

c is for



crab




Cc



543 Academy
รู้ใหม่-รู้เก่า


Who gets the cake ?

Help the animal find the food!




cow

crab




corn

carrot






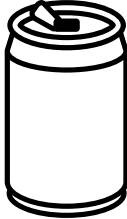
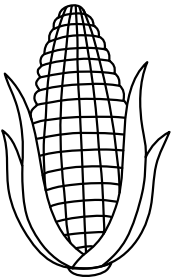







cake

Name _____




Let's read the picture

<p>1</p> 	<p>2</p> 	<p>3</p> 
<p>4</p> 	<p>5</p> 	<p>6</p> 
<p>7</p> 	<p>8</p> 	<p>9</p> 
<p>10</p> 	<p>11</p> 	<p>12</p> 


Do your Best !







Let's Draw what comes next.



1





2





3





4




5





6







Let's Draw what comes next.


1





2





3





4




5




6







Let's Draw what comes next.



1





2



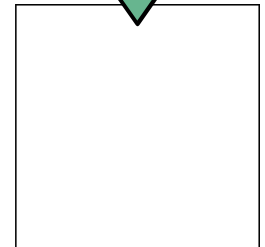


3




4



5





Have Fun !





Let's Draw what comes next.



1



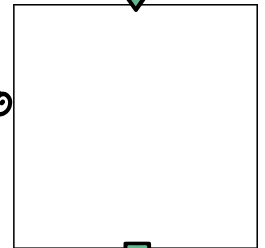

2



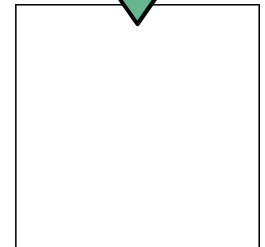


3




4



5





Have Fun !





Let's Draw what comes next.



1



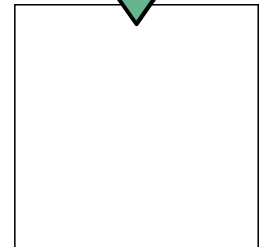



2



3



4



Have Fun !

