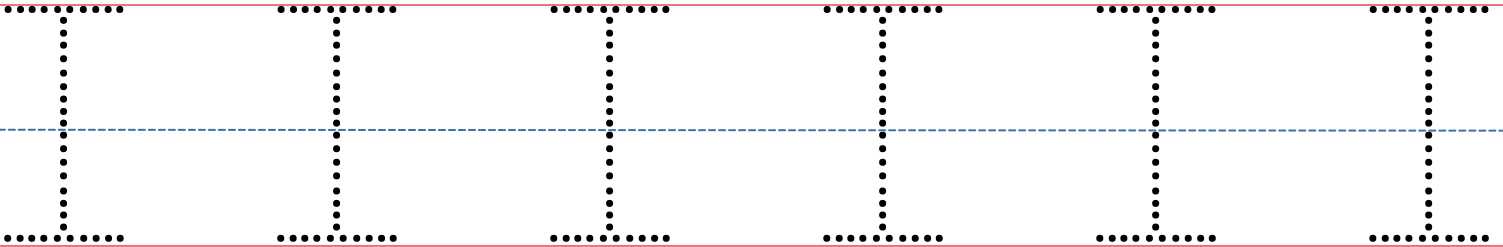




I is for igloo



Name \_\_\_\_\_

Date \_\_\_\_\_

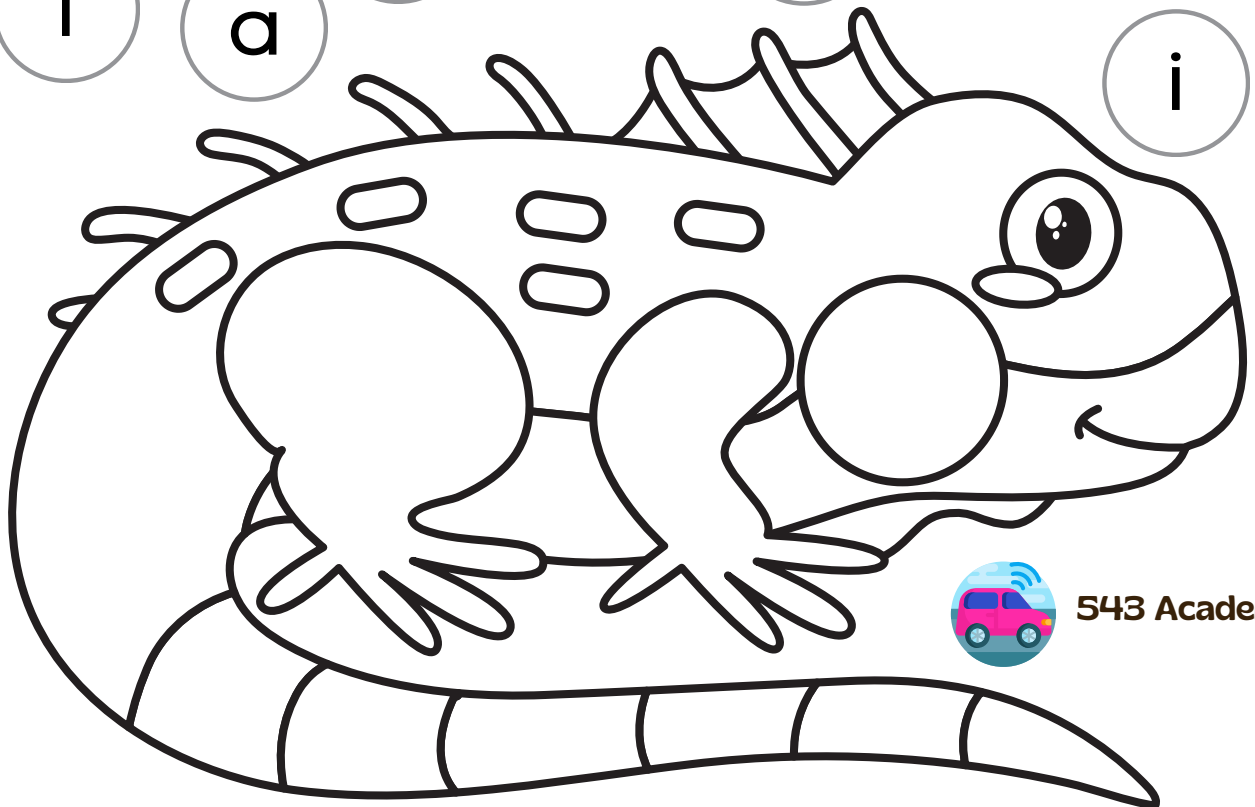

Dab the uppercase I.



Name \_\_\_\_\_

Date \_\_\_\_\_

Dab the lowercase i.



543 Academy




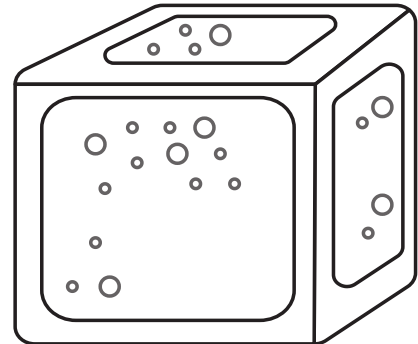
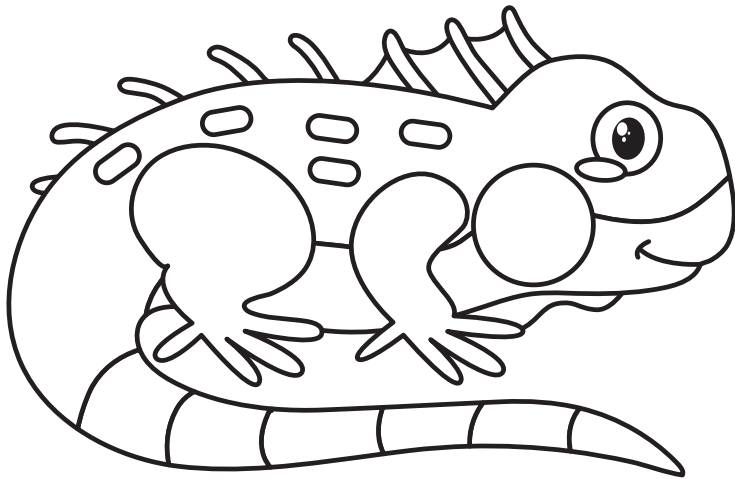
Name \_\_\_\_\_


Date \_\_\_\_\_



543 Academy

Color the pictures that begin with I.

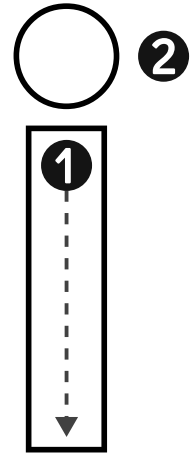
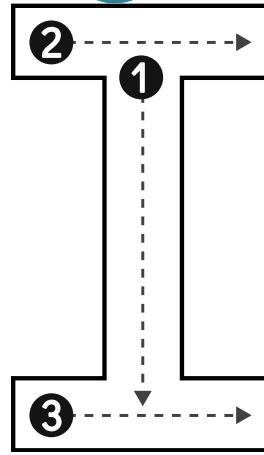




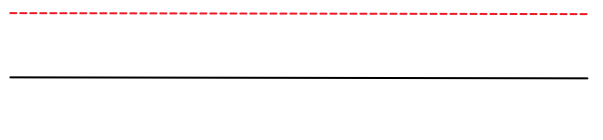
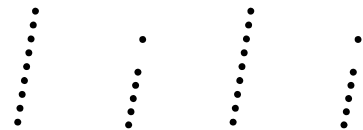
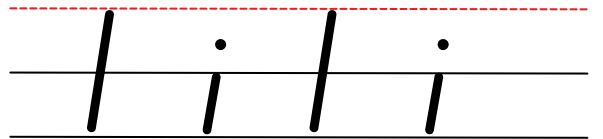
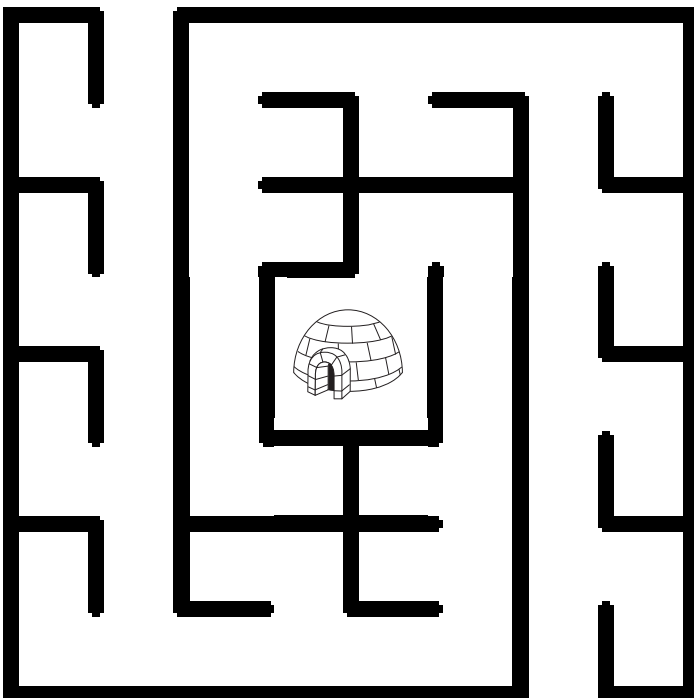

# • The letter I •



543 Academy



Draw something that starts with I





is for Iceberg Lettuce

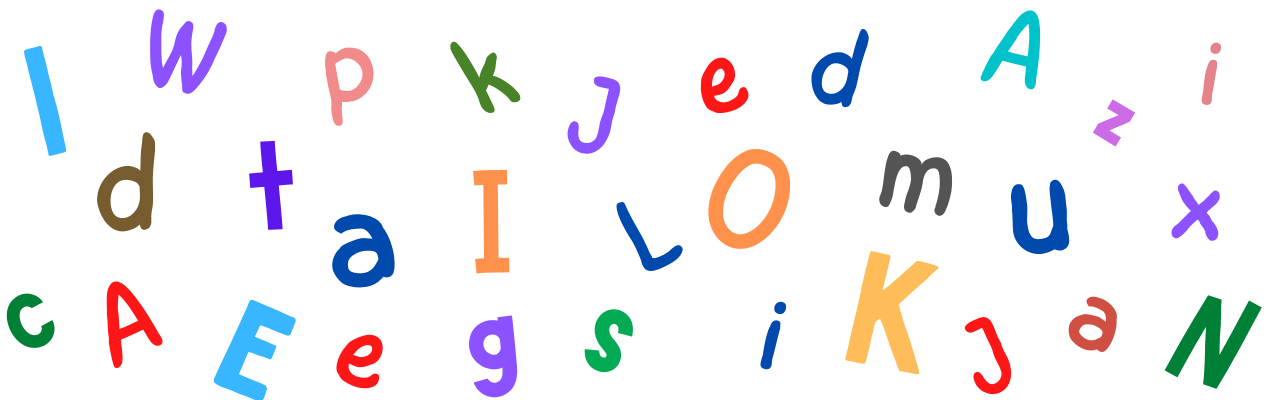
Trace the uppercase letters.

Two rows of handwriting practice lines. Each row consists of a solid top line, a dashed middle line, and a solid bottom line. There are seven vertical dotted lines in each row, representing the letter 'I' for tracing.

Trace the lowercase letters.

Two rows of handwriting practice lines. Each row consists of a solid top line, a dashed middle line, and a solid bottom line. There are seven vertical dotted lines in each row, representing the letter 'i' for tracing.

Circle the letter I & i.






✂ Cut out along the lines. Glue or staple along the shaded area.

i

mini book

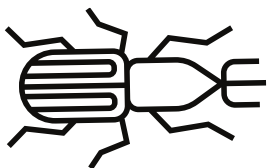
by \_\_\_\_\_

i is for




ink

i is for



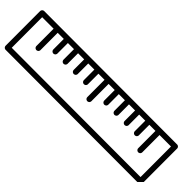
insect

i is for




invite

i is for



inch

i is for



igloo

Name :

Class :

# MATCH THE LETTERS

Draw a line to match the uppercase letter on the left to its lowercase letter on the right.

f •

• A

k •

• M

d •

• F

h •

• N

e •

• E

l •

• K

b •

• D

i •

• O

g •

• G

o •

• L

f •

• C

j •

• I

a •

• F

m •

• J

e •

• B

n •

• H





Name: \_\_\_\_\_

Date: \_\_\_\_\_

# Color by Letter

Use the color key below.





Name: \_\_\_\_\_

Date: \_\_\_\_\_

# Color by Letter

Use the color key below.

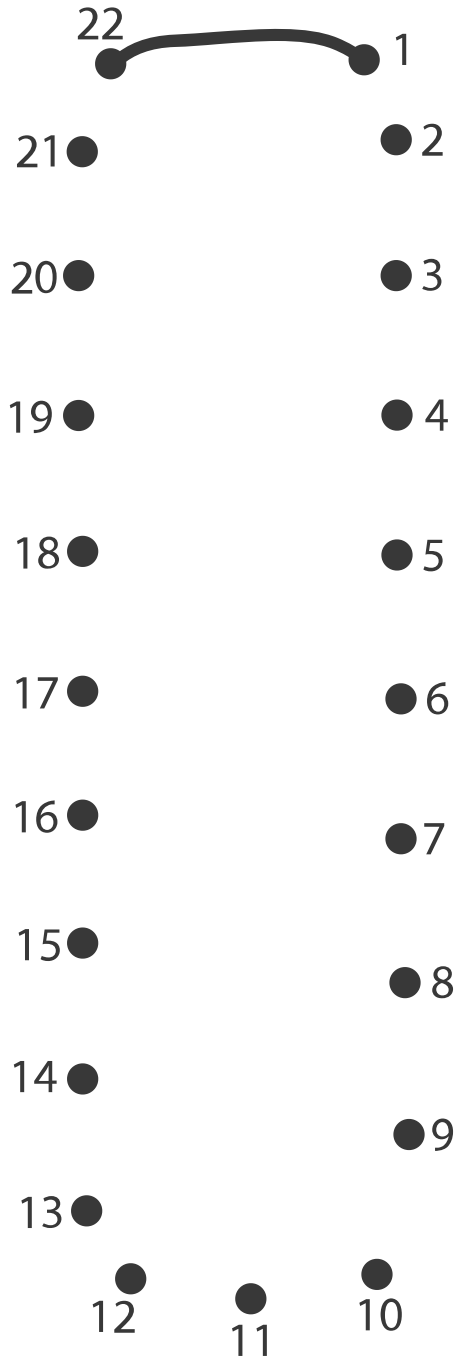


# ALPHABET BOOKLET

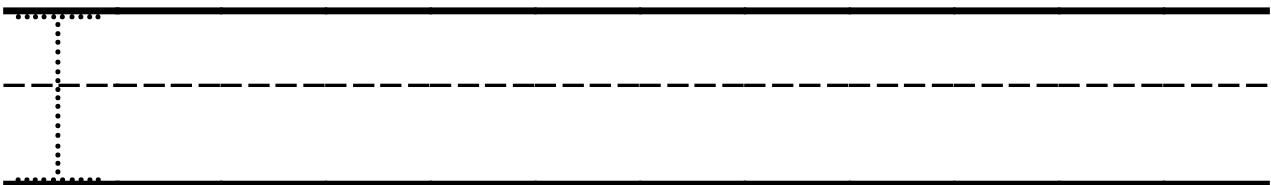


543 Academy

Follow the numbers to connect each dot.



Write the letter.






Name: \_\_\_\_\_

Date: \_\_\_\_\_

# Color by letter

Discover the upper or lowercase letters in the picture and color the elements according to the instructions below.




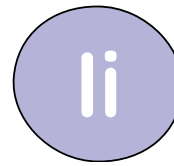



Name: \_\_\_\_\_

Date: \_\_\_\_\_

# Color by Letter

Discover the upper or lowercase letters in the picture and color the elements according to the instructions below.



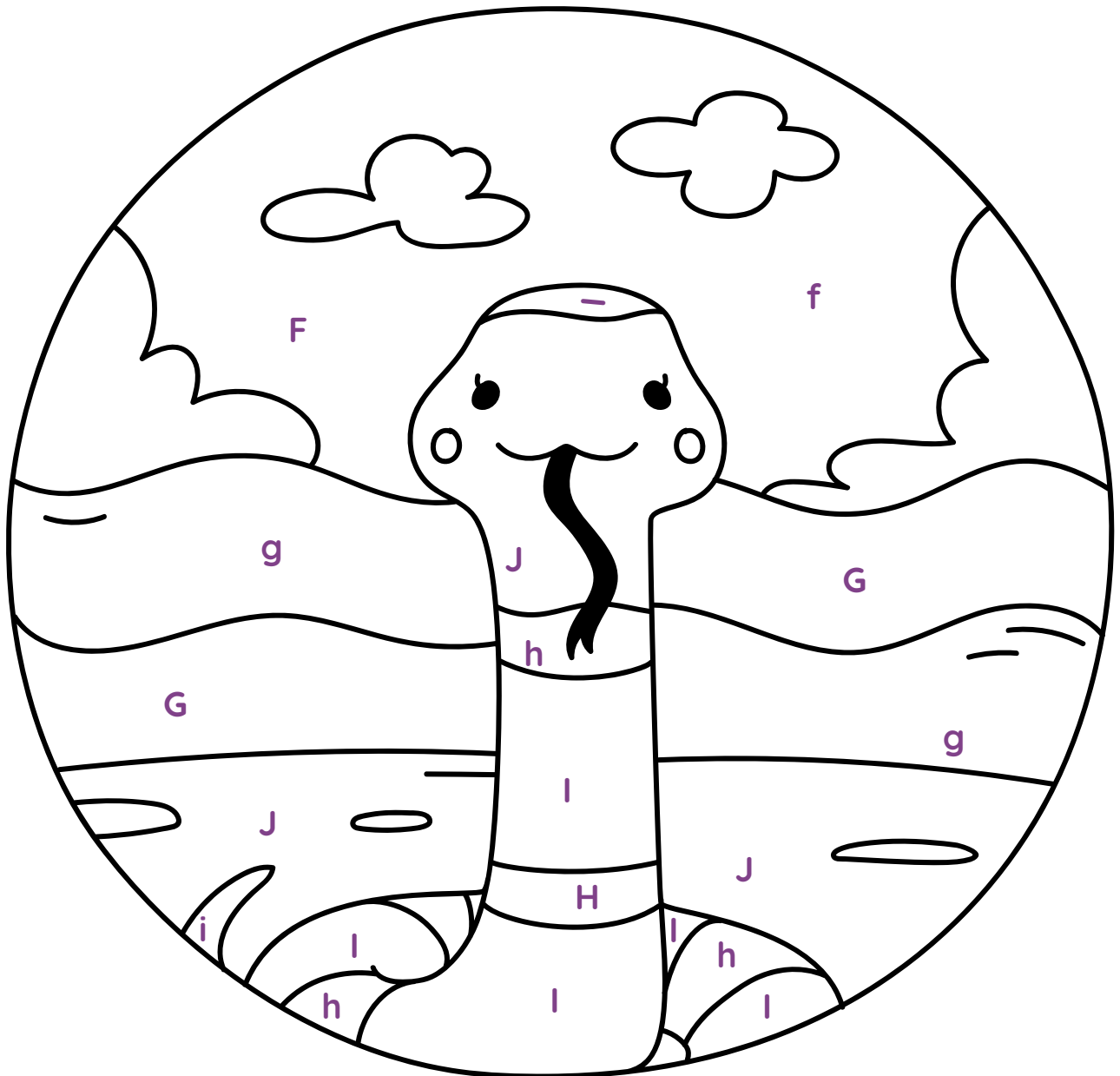



Name: \_\_\_\_\_

Date: \_\_\_\_\_

# Color by Letter

Discover the upper or lowercase letters in the picture and color the elements according to the instructions below.





Name \_\_\_\_\_

# EARLY FINISHER FUN

Find all of the words below and circle them in the puzzle

c r a b z f d s  
m e f a i i v s  
s t i l n s m u  
w r d l b h r n  
c e h a u a o c  
a e n s h e l l





Use each sight word in a sentence.

big

for

in

make

red

to

you

1. \_\_\_\_\_

2. \_\_\_\_\_

3. \_\_\_\_\_

4. \_\_\_\_\_

5. \_\_\_\_\_

6. \_\_\_\_\_

7. \_\_\_\_\_

Write the correct sight word beside each scrambled word.

oyu \_\_\_\_\_

ni \_\_\_\_\_

igb \_\_\_\_\_

kame \_\_\_\_\_

der \_\_\_\_\_

rof \_\_\_\_\_



# Sight Word Sentences

Read and trace the sentences.

an

This is an orange.



I need an umbrella.



I use an envelope.



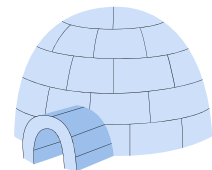
I see an octopus.



This is an apple.



That is an igloo.



I see an eagle.





# Sight Word Sentences

Read and trace the sentences.

is

It is bed time.



This is my pet cat.



She is my mom.



He is a teacher.



This is a mug.



He is kind.



School is fun.





# Sight Word Sentences

Read and trace the sentences.

see

I see a black cat.



I see a tall building.



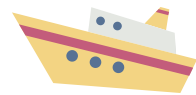
I see a red dress.




I see a brown bear.



I see a yellow boat.



I see a blue bird.



I see a green frog.

