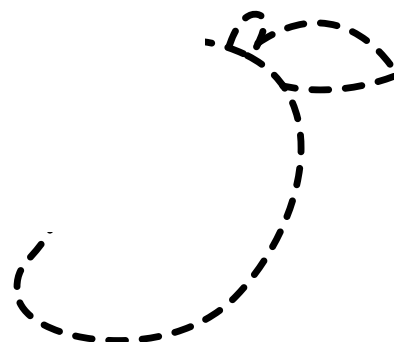
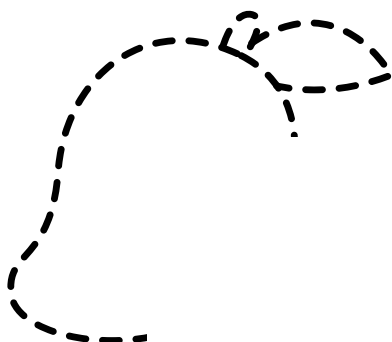

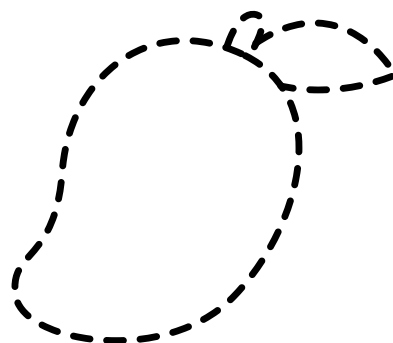
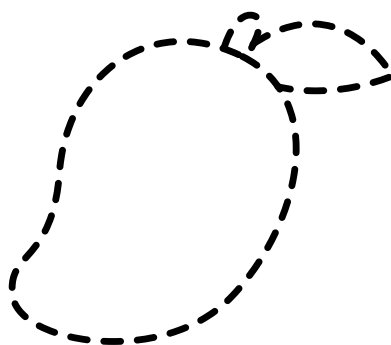






MANGO DRAWING

Let's Draw and color the happy mangoes.



Try your best below











Name :





MONKEY DRAWING

Let's Draw and color the happy monkeys.



Try your best below





Name: _____

Color the correct answers

1

A row of five black and white line drawings of monkeys. From left to right: a monkey sitting on a branch, a monkey hanging from a branch, a monkey holding a leaf, a monkey sitting on the ground, and a monkey on a swing.

2

A row of five black and white line drawings of monkeys, identical to the first row.

3

A row of five black and white line drawings of monkeys, identical to the first row.

4

A row of five black and white line drawings of monkeys, identical to the first row.

5


A row of five black and white line drawings of monkeys, identical to the first row.




Name: _____

Color the correct answers


1




2




3



4



5

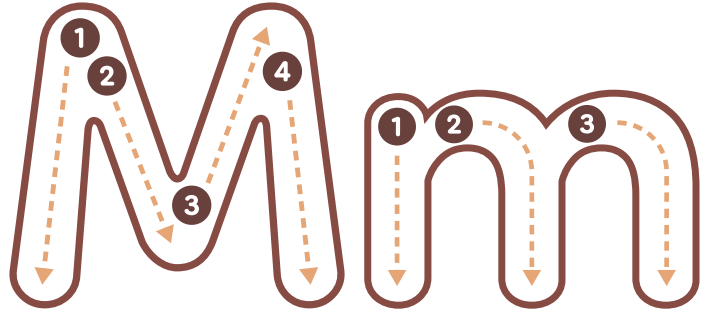




M is for **Monkey**



How to trace the letter M & m



Handwriting practice lines for the letter M. Each row consists of a solid top line, a dashed middle line, and a solid bottom line. The first row shows a dotted uppercase M for tracing, followed by two blue dots on the top line and two blue dots on the bottom line. The second row is identical to the first. The third row is identical to the first. The fourth row shows a dotted uppercase M for tracing, followed by two blue dots on the top line and two blue dots on the bottom line.



M is for **Monkey**



How to trace the letter M & m

